



1 Switch ON the TV.



2 Keep buttons **1** and **6** pressed simultaneously for 5 seconds.

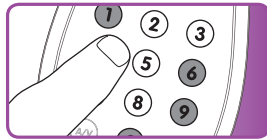
- The green Setup light  lights up.




3 Look up the 4-digit code for your brand in the 'Shortlist of brands' in this Quick start Guide.



Enter the 4-digit code using the digit buttons.



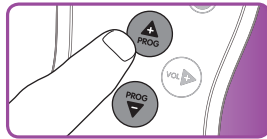
4 Press and hold the  button. Release it immediately as soon as the TV switches off.

- This step normally takes between 5 and 60 seconds.




5 Switch ON the TV. Try out the buttons that you need for operating it.

If a button does not work as expected, press and hold that button. Release it immediately as soon as it works.



6 Keep buttons **1** and **6** pressed simultaneously for 5 seconds to finish setup.




Brand	4-digit code	Brand	4-digit code
Akai.....	0074	Medion.....	1787
Basic Line.....	0325	Mivar.....	1857
Blue Sky.....	0395	Panasonic.....	2153
Carrefour.....	0492	Philips.....	2195
Daewoo.....	0692	Proline.....	2274
Emerson.....	0917	Saivod.....	2439
Firstline.....	1008	Samsung.....	2448
Haier.....	1175	Sanyo.....	2462
Hisense.....	1249	Sharp.....	2550
Hitachi.....	1251	Sony.....	2679
JVC.....	1464	TCL.....	2856
LG.....	1628	TechniSat.....	2873
Loewe.....	1660	Toshiba.....	3021
Magnum.....	1709	Vestel.....	3148



For brands not mentioned in this shortlist, refer to the brandlist in the back of the user manual or use '9999' as 4-digit code. Note that '9999' may result in a long setup (up to 15 minutes).

! Important

If you made a mistake:

- Keep buttons **1** and **6** pressed simultaneously for 5 seconds to exit setup. The green Setup light  turns off.
- Restart from the beginning.

© 2010 Koninklijke Philips Electronics N.V.

All rights reserved. Reproduction in whole or in part is prohibited without the prior written consent of the copyright owner.

The information presented in this document does not form part of any quotation or contract, is believed to be accurate and reliable and may be changed without notice.

No liability will be accepted by the publisher for any consequence of its use. Publication thereof does not convey nor imply any license under patent- or other industrial or intellectual property rights.

Document order number:

3139 235 5360 2/SRP1101/10

December 2010

www.philips.com

RTP/5210